

K-BUS

Technical Sheet For EIB/KNX IR Emitter

BTIS-04/00.1



The worldwide STANDARD for home and building control

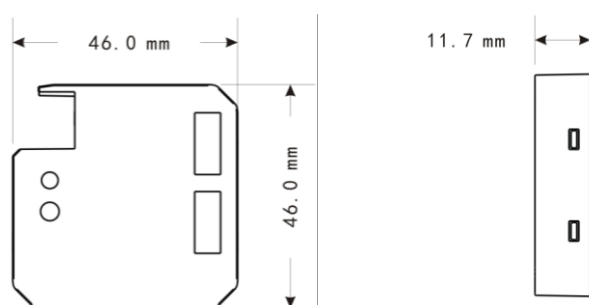
CHARACTERISTICS

- 4 channels
- Storing up to 64 different IR functional control codes for per channel
- A channel can link up to 16 group addresses
- The IR functional control codes can be assigned to 1bit or 1byte type of object
- The transmitting distance is about 2m
- Sending time and sending delay can be set for per control codes
- Each main function can include 5 slave functions

PARAMETERS

Power supply	Bus voltage	21-30V DC, via the EIB
	Standby current	<8mA
	work current	<20mA
	Power consumption	<240mW
Outputs	Number	4 Channels
Connections	Max. transmitting distance	2m
	IR wavelength	940nm
	IR emission receiving angle	<45°
Operation and display	EIB / KNX	Via bus connecting terminal
	IR detector extension cable	<10m
	Red LED and push button	For assigning the physical address
Temperature	Green LED flashing	For displaying application layer running normally
	Operation	-5 °C ... + 45 °C
	Storage	-25 °C ... + 55 °C
	Transport	- 25 °C ... + 70 °C

DIMENSIONS



Model	Dimension	Weight
BTIS-04/00.1	46x46x11.7mm	0.05kg

DESCRIPTIONS

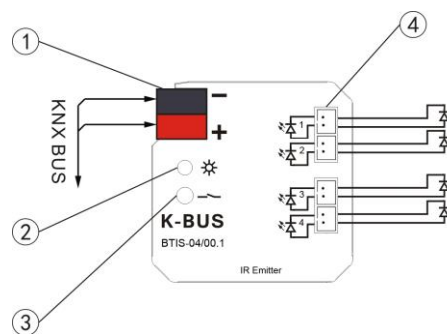


Fig.1. BTIS-04/00.1

Connection Diagram example: there shows the solution for IR Emitter connecting to KNX Bus and controlled device in the following figure

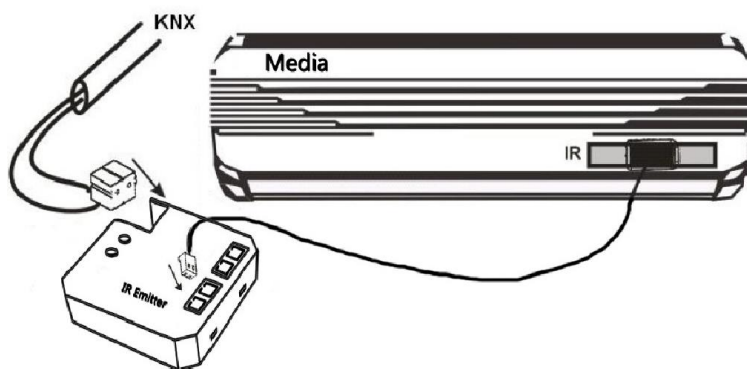


Fig.2. Connection Diagram

INSTALLATION FIGURE

The extremely compact design enables the device to be inserted in a conventional 60 mm or 86mm wiring box. Must ensure that the device operation, testing, detecting, maintenance correctly.

When install, please note the IR detector of the Transmitter must be installed in areas that the IR device can detect normally, to avoid no action.

Please note: the IR detector of Remote Controller should try to near and align the IR detector of the learner (within 3cm) while learning, in order to avoid failure to learn.

In order to operate IR Configuration Tool, make sure that your PC has installed Falcon, ETS3 or ETS4 software.

IMPORTANT INFORMATION

Installation and commissioning of the device may only be carried out by trained electricians. The relevant standards, directives, regulations and instructions must be observed when planning and implementing the electrical installation.

• Protect the device against moisture, dirt and damage during transport, storage and operation!

• Do not operate the device outside the specified technical data (e.g. temperature range)!

Should the device become soiled, it may be cleaned with a dry cloth. If this does not suffice, a cloth lightly moistened with soap solution may be used. On no account should caustic agents or solvents be used.