

DINUY

Dinulink KNX





KNX: The worldwide STANDARD for home and building control!

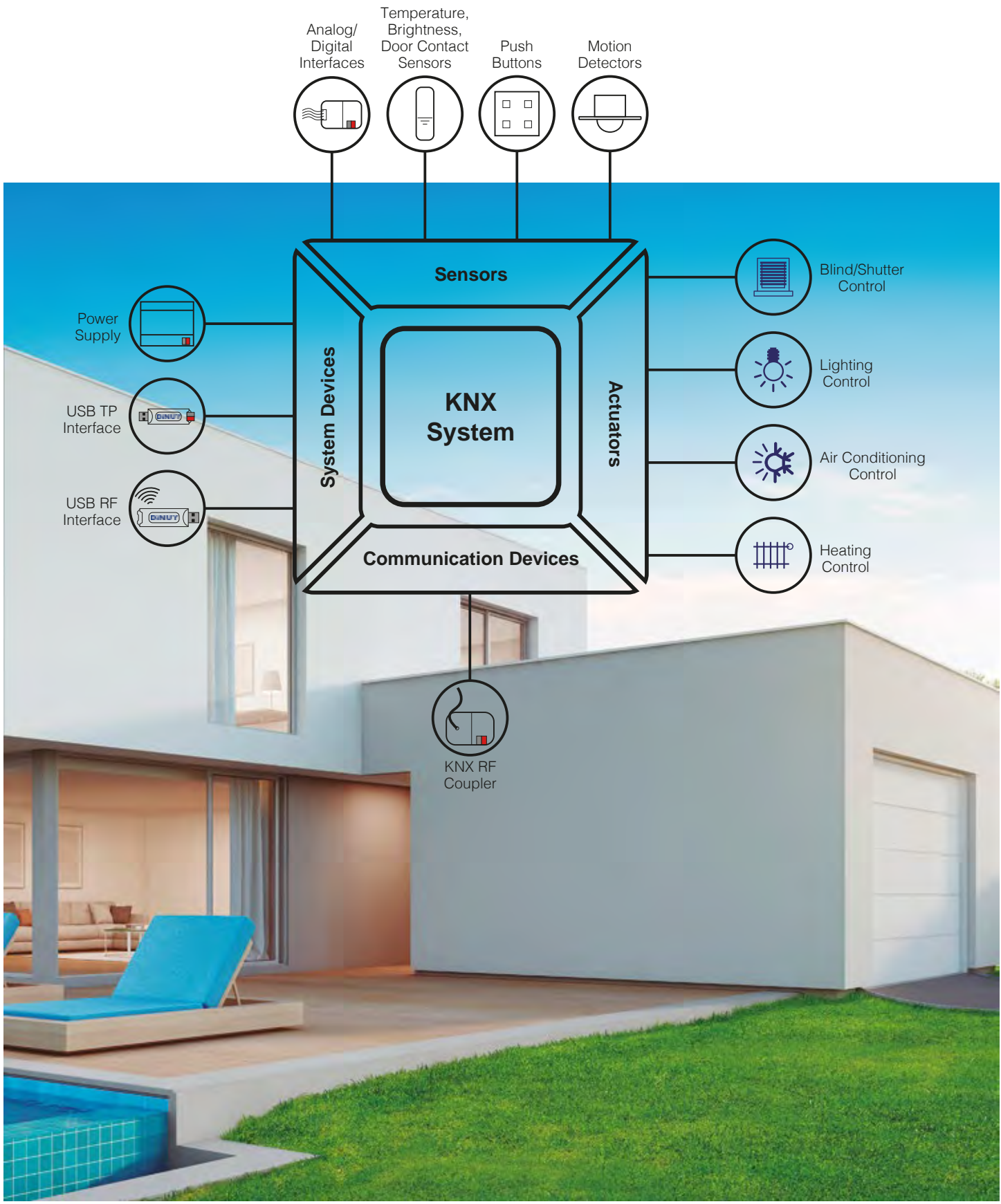
Based on the world-wide open standard KNX, DINUY provides home automation and tertiary buildings control solutions designed to maximize flexibility, comfort, safety and profitability, for new or renovated buildings.

The DINUY KNX product portfolio offers a broad and comprehensive portfolio, covering a wide range of requirements, applications and solution.

The KNX range from DINUY offers:

- System devices: they are needed for the fundamental functioning, programming and commissioning of the system.
 - Power supply
 - USB KNX-TP Interface
 - USB KNX-RF Interface
- Sensors: they gather information and send it on the bus as a data telegram.
 - Binary or Analog input
 - Temperature, Brightness and Door/Window contact sensor
 - Push-button
 - Motion detectors
- Actuators: they receive data which are then converted into actions.
 - Switch and Dimming actuator
 - Blind/Shutter actuator
 - HVAC actuator
- Communication devices: they are the gateway between the KNX Bus and other transmitting media.
 - KNX-RF Media Coupler





Laüka

The Laüka series is a range of KNX multifunctional capacitive buttons. The switch is formed by 4 tactile buttons where direct functions can be assigned to control lighting, move the blinds or memorize moments creating personalized scenes.

It incorporates temperature sensors and a configurable Thermostat function that can be adjusted from the ETS.

Its design and RGB lighting brings modernity and innovation style to the room.



Home, Commerce, Restaurants, Offices, Hotels, Lobbies, Auditoriums...

Versatility

The button is created to meet the diverse needs of both professional and private types of installations.




Backlight customizable

Custom light color



Materials

Copper Chrome Brass Wood




Backlight customizable

Custom light color



Materials

Copper Chrome Brass Wood



Integration

For the perfect integration in all types of interiors, the Laüka range consists of different types of finishes and materials.

Control

The Laüka series is a range of KNX multifunctional capacitive buttons. A switch designed to provide full control to the user over the lighting, the blinds and, in turn, the ability to memorize scenes to generate desired atmospheres at any time.

Quality

The visible quality of the product originates from good workmanship of its materials. Consisting of the use of three materials creating a resistant and long-lasting unit. The LED indicators of the tactile buttons assure perfect functionality bit by day and by night.


Functionality

The switch is formed by 4 tactile buttons where direct functions can be assigned to control lighting, move the blinds or memorize moments creating personalized scenes. It incorporates temperature sensors and a configurable Thermostat function that can be adjusted from the ETS.


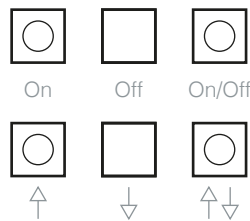
Speed

The switch can be easily and rapidly installed and prepared for use. Only two cables are needed from the KNX bus.

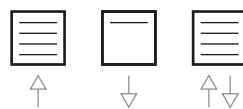
- Glass tactile surface
- 4 pressing areas
- Luminous control icons (LED)
- The LEDs illuminating the icons can be programmed
- Built-in Bus Coupling Unit
- Incorporated temperature sensor



Light



Blind



Scenarios



LaükaDot

New range of KNX capacitive switches. New design combining glass with noble frames finishes. Lighted dots make a light and modern design.

There are two different combinations between glass and frames.

Black glass with copper frame and white glass with chrome frame.

Built-in temperature sensor and a configurable thermostat function adjustable by ETS.



Home, Commerce, Restaurants, Offices, Hotels, Lobbies, Aditoriums.....

Functionality

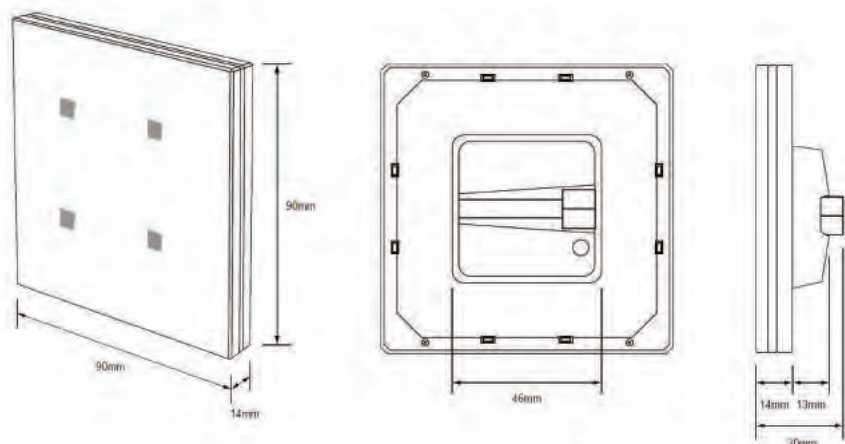
The range is composed by switches with 2, 4, 6 & 8 keys where direct functions can be assigned to control lighting, move the blinds or memorize moments creating personilized scenes.

It incorporates temperature sensors and a configurable Thermostat function that can be adjusted from the ETS.



Dimensions

All the range has the same dimensions





Control

LED lighted key dots. Color of dots can be chosen from the ETS. They incorporate a temperature sensor. Different scenes can be memorized to create various ambiances and atmospheres.



Quality

Top level finishes. Glass tactile surfaces.
Different pushing areas depending on the models.
From 2 up to 8 programable dots.





EM KNT 001:

The 4-channel pushbutton interface is equipped with 4 independent channels which may be used as inputs or also as outputs, depending on the parameterization with the ETS4.

EM KNT 002:

The 4-channel Analog/Digital interface is equipped with 4 independent channels which may be used as inputs for Analog/Digital signal.



EM KNT 001: 4-channel Universal Interface

Universal Interface with 4 binary inputs and 4 LED outputs.

The Universal Interface has 4 channels which can be parameterised as inputs or outputs, e.g. for connection of conventional pushbuttons, free-voltage motion detectors, etc.

The interface can evaluate at its potential-free inputs up to 4 pushbutton/switch states with a common reference potential and send the corresponding telegrams.

The telegrams may be for switching or dimming, blind/shutter control, value transmitter applications (light level, temperature,...), light scene control or pulse counting.

As an alternative, the four channels can control four LEDs as independent outputs.

The outputs are protected against short circuits, overload and wrong polarity.

This device is flush mounted in a universal box, behind the pushbutton/switch.

Dimensions: 38 x 42 x 15mm.

Programming and commissioning by ETS4 or later.



EM KNT 002: 4-channel Analog/Digital Interface

Interface with 4 analog/digital inputs.

The Interface has with 4 independent channels which may be used as inputs for Digital signals, e.g. for connection of conventional pushbuttons, free-voltage motion detectors, etc.

The telegrams may be for switching or dimming, blind/shutter control, value transmitter applications (light level, temperature,...), light scene control or pulse counting.

Besides that, each channel may be used as input for Analog signals, by connecting a temperature probe to it.

Four room independent thermostats for heating/cooling control systems can be configured and enabled.

The inputs are protected against short circuits, overload and wrong polarity.

This device is flush mounted in a universal box, behind the pushbutton/switch.

Dimensions: 38 x 42 x 15mm.

Programming and commissioning by ETS4 or later.

Accessories: Temperature probes (ST KNT 001 or ST KNT 002).



ST KNT 001 & ST KNT 002: Temperature Probes

ST KNT 001:

- NTC Epoxy Temperature probe.
- High accuracy and stability over a wide temperature range.
- A cable of 3m length is included.
- Ø7mm.



ST KNT 002:

- NTC Epoxy Temperature probe.
- High accuracy and stability over a wide temperature range.
- A cable of 0.5m length is included.
- Ø5mm.





DM KNT 001 / DM KNT 002 / DM KNT 003: Movement Detectors

KNX PIR motion detectors with luminosity sensor.

The lux level and time delay can be set with the control knobs, by using the IR remote control (EM MAN DM0) or via ETS.

One PIR sensor and a high resolution lens can detect the smallest movement.

The built-in light sensor measures the brightness on a continuous basis and compares it to the level preset on the control knob (or by means of the remote control EM MAN DM0 or by ETS).

Depending on the parameterization by ETS, this detectors can work as:

- Motion detection: depending on the movement and the daylight.
- Twilight switch: teach-in brightness threshold for daylight-dependent switching.
- Constant light control: with dimming telegrams.
- Signal monitoring: motion detection without brightness sensor.
- Brightness sensor: light sensor without motion detection.
- Temperature sensor: sends the temperature value.

Three different references:

- DM KNT 001:
 - Flush ceiling mounted.
 - Detection area of 360° and maximum Ø7m at 2.5m high.
- DM KNT 002:
 - Wall mounted.
 - Detection area of 180° and maximum 10m at 2m high.
- DM KNT 003:
 - Flush mounted in universal mechanism box.
 - Detection area of 200° and maximum 8m.

Programming and commissioning by ETS3 or later.



DM KNT 001



DM KNT 002



DM KNT 003



IT KNT 001: 2-channel Switch or 1-channel Blind/Shutter Actuator

Multifunction actuator with 2 outputs for 1 blind/shutter control or 2 individual outputs.
Incorporates 2 free-voltage outputs with up to 16A switching capacity per channel.

Within the blind/shutter operation mode:

- Switching of electrically operated venecian blinds, roller shutters, awnings and venting louvers.
- Safety functions: wind alarms, rain alarm, frost alarm and sun protection.
- Scene function, up to 8 scenarios can be predefined.

Within the switching mode:

- Different functions can be enabled by the ETS: time functions (ON/OFF delay, staircase lighting timer with warning function) logic operation, forced-control functions, scene control (up to 5), threshold function, etc.
- It allows manual control of its outputs thanks to the control knobs on the front (provisional operation).

Supplied by the Bus.

Modular housing for DIN-rail mounting. 1-module wide.

Programming and commissioning by ETS3 or later.



IT KNT 004 / IT KNT 012: 4/12-channel Switch Actuators

Modular switch actuators with 4 or 12 output channels for EIB/KNX Bus installations.
It is able to switch 4 or 12 independent electrical AC loads or three-phase loads by the switch actuators with maximum output of 16A per output


Manual operation on device by switch (even without bus connection).

There are same following programming functions for each output:

- Time function: on/off delay.
- Staircase function with the warning and adjustable staircase lighting time.
- Scene, preset control: 8bit/1bit.
- Logic operation: AND, OR, XOR, gate function.
- Status response.
- Forced operation and safe function.
- Threshold function setup.
- Control of electro thermal valve function.
- Selection of preferred status after bus voltage failure and recovery.

Modular housing for DIN-rail mounting. 4/12-module wide.

Programming and commissioning by ETS3 or later.



IT KNT 008: Multifunction Switch Actuator

8-channel switch actuator or 4-channel blind/shutter actuator.
Maximum switching capacity per channel up to 16A, having 8 free voltage outputs.

DIN rail installation and 8 modules wide. Manual operation on device by push buttons for each channel even without bus connection.

It has incorporates 16 analog/binary inputs.

LED indicators of channel status LED indicators of and failing status.

Programming and commissioning by ETS5.

It is possible to program different functions like timing, scenes, logical operations, forced function, etc.



IT KNT 016: Multifunction Switch Actuator

Time function: on/off delay.

Staircase function with the warning and adjustable staircase lighting time.

Scene, preset control: 8bit/1bit.

Logic operation: AND, OR, XOR, gate function.

Status response.

Forced operation and safe function.


Threshold function setup.


Control of electro thermal valve function.

Selection of preferred status after bus voltage failure and recovery.

Modular housing for DIN-rail mounting. 4/12-module wide.

Programming and commissioning by ETS3 or later.





RE KNT 008: Dimmer Universal de 8 canales

Universal dimmer actuator for switching and dimming LED, halogen and incandescent lamps.
 Leading- or trailing-edge dimming technology settable configurable by ETS5.
 Eight (8) output for up to 250W watts per channel.
 DIN rail installation with 8 modules wide.
 Manual ON/OFF and dimming per channel by push buttons on the front even without bus connection.
 LED indicators of channel status LED indicators of and failing status.
 Dimmer with overload, short-circuit and over-heating protection.
 Valid for:
 Dimmable 230V LED lamps.
 Dimmable 12V LED lamps (electronic transformer)
 Incandescent and Halogen 230V lamps
 MBT halogen lamps with electronic transformer



RE KNT 000 / RE KNT 004: 1/4-channel Dimmers

Modular Dimming Actuator (RLC + LED) for switching and dimming:
 · Dimmable 230V LED lamps.
 · Dimmable 12V~ LED lamps (electronic transformer).
 · Incandescent and 230V Halogen lamps.
 · LV Halogen lamps with electronic transformer.
 Leading or Trailing edge dimming technology, parameterisable by ETS.
 1-channel (RE KNT 000) for up to 1000W or 4-channel (RE KNT 004) for up to 250W per channel.
 · Different functions and parameters can be enabled and parameterised by the ETS: staircase lighting timer with warning function, dimming speed, scene control (up to 5), sequential operation, soft turn on/off, etc.
 Outputs can be operated manually (even without bus connection).
 The dimmer has integrated overload, short-circuit and over-heating protection.
 Modular installation device. DIN-rail mounting. 5-modules wide.
 Programming and commissioning by ETS3 (RE KNT 000) or ETS4 (RE KNT 004) or later.





RE KNT DA1: 3-channel DALI Gateway

3-channel modular KNX-DALI Broadcast Gateway.

Up to 64 DALI ballasts or drivers per channel.

Unidirectional and Broadcast communication with the lighting fixtures.

Different functions and parameters can be enabled and parameterised by the ETS: staircase lighting timer with warning function, dimming speed, scene control (up to 5), sequential operation, soft turn on/off, etc.

Outputs can be operated manually (even without bus connection).

The device has integrated overload, short-circuit and over-heating protection.

Modular installation device. DIN-rail mounting. 5-modules wide.

Programming and commissioning by ETS4 or later.



RE KNT 110: 3-channel 1/10V_{DC} Dimmer

1/10V_{DC} Dimming Actuator for Drivers or Ballasts, with fluorescent tubes or LED lighting.

3 output channels, with a maximum of 3A per channel.

It has 2 control elements for switching/dimming the load:

- K relay: 3 independent contacts that open or close the phase output to the drivers or ballasts. Therefore, with this relay, we will control the power supply of the luminaires. If a greater number of electronic ballasts or drivers with high inrush currents are to be connected, a separate load contactor is recommended.
- 1-10V_{DC} Analogue Output: dimming signal. The number of electronic ballasts or drivers that can be dimmed via the 1-10V output, depends on the ballast-specific 1/10V input current of the types used.

Different functions and parameters can be enabled and parameterised by the ETS: staircase lighting timer with warning function, dimming speed, scene control (up to 5), sequential operation, soft turn on/off, etc.

Outputs can be operated manually (even without bus connection).

The device has integrated overload, short-circuit and over-heating protection.

Modular installation device. DIN-rail mounting. 5-modules wide.

Programming and commissioning by ETS4 or later.



RE KNT RGB: 4-channel RGBW Dimmer

4-channel modular PWM Dimming Actuator.

The channels can be configured as 4 independent channels, 1 RGBW channel or RGB+W channel.

Up to 10A per channel and 40A in total maximum.

Supplied by 12V or 24V.

Different functions and parameters can be enabled and parameterised by the ETS: staircase lighting timer with warning function, dimming speed, scene control (up to 5), sequential operation, soft turn on/off, etc.

Outputs can be operated manually (even without bus connection).

The device has integrated overload, short-circuit and over-heating protection.

Modular installation device. DIN-rail mounting. 5-modules wide.

Programming and commissioning by ETS4 or later.





PE KNT 001 / PE KNT 002: 2-channel Switch or 1-channel Blind/Shutter Actuator

Actuator with 2 outputs for 1 blind/shutter control or 2 individual outputs.

Incorporates 2 free-voltage outputs with up to 16A switching capacity per channel. Within the blind/shutter operation mode:

- Switching of electrically operated venecian blinds, roller shutters, awnings and venting louvers.
- Safety functions: wind alarms, rain alarm, frost alarm and sun protection.
- Scene function, up to 8 scenarios can be predefined.

Within the switching mode:

- Different functions can be enabled by the ETS: time functions (ON/OFF delay, staircase lighting timer with warning function) logic operation, forced-control functions, scene control (up to 5), threshold function, etc.

The Actuator has 4 analog/digital inputs which may be used as inputs for Digital signals, e.g. for connection of conventional pushbuttons, or for Analog signals, by connecting temperature probes.

Four room independent thermostats for heating/cooling control systems can be configured and enabled.

Programming and commissioning by ETS5 or later version.



KNX

System Devices

CO KNT 002: USB / KNX Interface Stick

KNX-USB Interface Stick for the programming of the KNX installation.

Establishes a bidirectional connection between a PC and the KNX installation bus. Galvanic separation from the KNX bus.

Supported by ETS3 or later.



FA KNT 001: Power Supply 640mA

EIB/KNX power supply produces and monitors EIB/KNX system voltage.

The bus line is decoupled from the power supply with the integrated choke.

A 30VDC auxiliary voltage is made available via an additional connection terminal.

This voltage can be used to supply a further bus line (in connection with a separate choke).The power supply is connected to the bus line with a bus connection terminal.

A reset is triggered by pressing the reset push button and lasts 22 seconds (regardless of the duration of the push button action).

The bus line disconnected from the power supply and the devices connected to this bus line are returned to their initial state.

Modular installation device. DIN-rail mounting.



Dinulink KNX-RF (System-Mode)

System components

Blind/Shutter
Sensors or
Actuators



Lighting
Sensors or
Actuators




Air Conditioning
Sensors or
Actuators



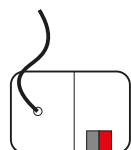
Heating
Sensors or
Actuators



KNX-RF
Communication



KNX RF/TP
Media Coupler



Blind/Shutter
Sensors or
Actuators



Lighting
Sensors or
Actuators



KNX
Installation



Heating
Sensors or
Actuators

Air Conditioning
Sensors or
Actuators





FAST AND EASY. Save time and work.

With the new KNX-RF Dinulink Devices, new opportunities of incorporating KNX technology to previous installations are open.

Renovating old buildings where it is not possible to reach different points with wiring, these new RF devices allow us to implement the KNX protocol.

In existing KNX installations where we need to add some other extra sensors or actuators once the works are finished, by using these new RF devices we can increase the control of new options.

We can control blinds/shutters, lighting, heating, scenarios, wirelessly without doing any extra work in the building, avoiding discomfort, dust, noise produced by regular building works.

Many times the structure of the building does not permit to lead wires to different points, we can reach all of them with RF devices both, sensor transmitters and actuators receivers.

These new RF devices transmit commands to the KNX installation by using the KNX RF/TP media coupler.

This KNX RF Dinulink range is produced under the "KNX RF1. R S-Mode" standard which allows working completely in every KNX installation.

As they are produced under that technology all devices can be programmed with the ETS5 in the same way as the wired KNX devices.

Temperature
Sensor



Door / Window
Contact



EM K5X 002: 2-channel Universal Interface

The 2-channel Universal Interface detects status changes at the inputs and sends KNX telegrams depending on its parameterisation in the ETS.

It can be connected conventional pushbuttons or auxiliary contacts to the device.

The inputs are triggered by two independent input commands, for instance, by using 2 pushbuttons (N.O. contacts).

The device provides functions like switching or dimming of lighting, moving of blinds and shutters, managing scenes,...

It is operating in bidirectional KNX RF System-mode and is perfectly suited for using in conventional installations without placing KNX bus cables.

The connection to the KNX bus is realized via the Line Coupler.

Dimensions: 45 x 42 x 12mm.

It is a flush mounted device to be inserted in an universal box, behind the pushbutton.

Battery-operated, 2 x 3V Lithium batteries CR2025. Useful life higher than 8 years.

Programming and commissioning by ETS5 or later version.



PU K5X 001: 1-channel Pushbutton

The 1-channel Pushbutton sends KNX telegrams when the button is pressed depending on its parameterisation in the ETS.

The device provides functions like switching or dimming of lighting, moving of blinds and shutters, managing scenes,...

It is operating in bidirectional KNX RF System-mode and is perfectly suited for using in conventional installations without placing KNX bus cables.

The connection to the KNX bus is realized via the Line Coupler.

Dimensions: 78 x 28 x 23mm.

Portable or wall fix mounted.

Battery-operated, 2 x 3V Lithium batteries CR2025. Useful life higher than 8 years.

Programming and commissioning by ETS5 or later version.



RC K5X 001: 5-channel Remote Control

The Radio Remote Control sends KNX telegrams when one of the keys is pressed depending on its parameterisation in the ETS.

The KNX-RF hand-held remote control transmits KNX telegrams wirelessly when the key is pressed, depending on the parameter setting in the ETS. These could include telegrams for switching, dimming, blind/shutter control or lighting scenes saving/recovering.

Incorporates 5 independent channels, 1 main channel and 5 scene channels.

It is operating in bidirectional KNX RF System-mode and is perfectly suited for using in conventional installations without placing KNX bus cables.

Operation in cabled KNX systems via the Line Coupler.

Portable.

Battery-operated, 1 x 3V Lithium battery CR2032. Useful life higher than 8 years.

Project design and commissioning with ETS5 or a more recent version.



SE K5X 001: Temperature Sensor

Wireless Temperature value transmitter.

Sends the temperature value measured in the place when:


- The temperature value changes more than $\pm 0,5^{\circ}\text{C}$.
- 60 minutes after the last transmission.
- Pressing the inside link key.


Dimensions: 78 x 28 x 23mm.

Portable or wall fix mounted.

Battery-operated, 2 x 3V Lithium batteries CR2032. Useful life higher than 8 years.

Programming and commissioning by ETS5 or later version.





SE K5X 010: Temperature, Humidity & Lux Multi-Sensor

Wireless Temperature, Humidity & Luminosity sensor ALL IN ONE, KNX-RF S-Mode for ETS5.
Perfect solution for conventional KNX installations where it is not possible to reach different points with wiring.

Different functions to be commissioned by ETS5.

- Temperature sensor:
 - Sending value procedure depending on time or temperature change.
 - Over-heating and over-cooling warning alarm.
 - Temperature sensor calibration.
- Humidity sensor:
 - Sending value procedure depending on time or humidity value change.
 - Warning alarms for High and Low humidity value.
 - Humidity sensor calibration.
- Luminosity sensor:
 - Sending value procedure depending on time or luminosity value change.
 - Warning alarms for Solar or General protection.
 - Luminosity sensor calibration.

Battery operated: 2 x 3 Lithium Batteries CR2032.

Useful live over 8 years.

Programming and commissioning by ETS5.



SE K5X 003: Door/Window Contact

Wireless Door/Window contact transmitter

Detects the state (closed/open) of a door or window over the reed contact integrated in the device.

Each telegram is sent twice ensuring a highest security in the transmission.

Installation in the frame of a door or window.

Battery-operated: 2 x 3V Lithium batteries CR2032. Useful life higher than 8 years.

Programming and commissioning by ETS5 or later version.



SE K5X 005: Temperature Sensor with Probe

Wireless Temperature value transmitter with Probe for heating floors.

It sends the temperature value in the place where the probe is installed.

Specially-indicated for underfloor heating installations.

The temperature is sent every minute.

Includes the following components:

- Transmitter: captures the value from the temperature probe and transmits it via RF to the linked receiver.
- Temperature probe: measures the temperature sensed at the tip of the probe. Must be connected directly to the transmitter via its original cable, which is double insulated. Tip of the probe is waterproof.

Incorporates RF signal repeater function, which can be enabled or disabled as needed.

Dimensions: 45 x 42 x 12mm.

Power supply: 230V~ 50Hz.

Programming and commissioning by ETS5 or later version.



DM K5X 001: Flush-ceiling mounted Motion Detector

Wireless flush-ceiling mounted Infrared PIR motion detector for lighting, heating and air conditioning control.

Built-in light sensor, allowing to limit the operation of the detector to daylight.

It has 2 operation modes:

- Motion detector: useful for lighting control.
- Presence detector: useful for heating and air conditioning control.

Incorporates Temperature sensor

Coverage: 360° and Ø7m at 2,5m high.

Battery-operated, 1 x 3V Lithium battery LS14250. Useful life higher than 4 years.

Programming and commissioning by ETS5 or later version.



DM K5X 002: Wall-mounted Motion Detector

Wireless wall-mounted Infrared PIR motion detector for lighting control.

Built-in light sensor, allowing to limit the operation of the detector to daylight.

As soon as it detects movement, the sensor sends the ON signal to the linked receiver and its contact keeps closed. The ON time must be set on the receiver.

Wall or ceiling mounting installation.

Coverage: 180° and Ø10m at 2m high.

Power Supply: 2 x 3V AA Lithium batteries L91. Working life over 15 years.

Programming and commissioning by ETS5 or later version.





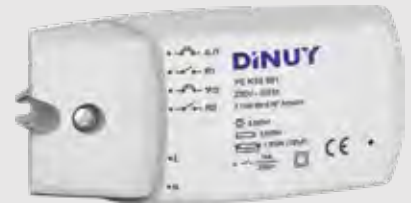
MI K5X 001: 1-channel Switch Actuator

Wireless 1-channel Switch actuator for general purpose.
 Up to 16A switching capacity with non-free voltage output.
 Two different operation modes:
 · Switch ON/OFF.
 · Timer: 3sec ~ 5min.
 Incorporates RF signal repeater function, which can be enabled or disabled as needed.
 A conventional pushbutton can be wired for local or remote control.
 Operation in cabled KNX systems via the Line Coupler.
 Junction box mounting. Dimensions: 46 x 46 x 30mm.
 230V-operated.
 Programming and commissioning by ETS5 or later version.



PE K5X 001: 2-channel Switch or 1-channel Blind/Shutter Actuator

Wireless 1-channel blind/shutter actuator or 2-channel switching actuator.
 Up to 16A switching capacity per channel with 2 free-voltage outputs.
 Incorporates RF signal repeater function, which can be enabled or disabled as needed.
 Includes 2 auxiliary inputs which allow the local or remote control.
 Dimensions: 107 x 53 x 34mm.
 230V-operated.
 Programming and commissioning by ETS5 or later version.



RE K5X LE1: 1-channel Dimmer for LED Lamps

Wireless 1-channel IGBT Dimmer.
 Leading or Trailing edge dimming technology:
 · Dimmable 230V LED lamps.
 · Dimmable 12V LED lamps with electronic transformer.
 · Incandescent and 230V Halogen lamps.
 · LV Halogen lamps with electronic transformer.
 Power capacity of up to 250W, depending on the type of lamp.
 Incorporates RF signal repeater function, which can be enabled or disabled as needed.
 A conventional pushbutton can be wired for local or remote control.
 Junction box mounting. Dimensions: 46 x 46 x 30mm.
 230V-operated.
 Programming and commissioning by ETS5 or later version.



RE K5X LE2: 1-channel Dimmer for LED Strips

Wireless 1-channel Dimmer for 12V-48V single-color LED Strips.
 Pulse Width Modulation (PWM) dimming technology.
 Up to 8A dimming capacity (12V: 96W // 24V: 192W).
 Incorporates RF signal repeater function, which can be enabled or disabled as needed.
 A conventional pushbutton can be wired for local or remote control.
 Junction box mounting. Dimensions: 46 x 46 x 30mm.
 12V-48Vdc-operated.
 Programming and commissioning by ETS5 or later version.



RE K5X RGB: 3-channel Dimmer for RGB LED Strips

Wireless 3-channel Dimmer for 12V-48V RGB LED Strips.
 Pulse Width Modulation (PWM) dimming technology.
 Up to 5A dimming capacity per channel.
 3 output channels (R, G & B) and 4 working channels (R, G, B & RGB).
 Incorporates RF signal repeater function, which can be enabled or disabled as need
 Dimensions: 107 x 53 x 34mm.
 12V-48Vdc-operated.
 Programming and commissioning by ETS5 or later version.





RE K5X 010: 1-channel Dimmer for 1/10V_{DC} Ballasts or Drivers

Wireless 1-channel Dimmer for 1/10VDC Ballasts or Drivers, with Fluorescence or LED lighting.

It has 2 control elements for switching/dimming the load:

- K relay: one independent contact that opens or closes the phase output to the drivers or ballasts. Therefore, with this relay, we will control the power supply of the luminaires. If a greater number of electronic ballasts or drivers with high inrush currents are to be connected, a separate load contactor is recommended.
- 1-10V_{DC} Analogue Output: dimming signal. The number of electronic ballasts or drivers that can be dimmed via the 1-10V output, depends on the ballast-specific 1/10V input current of the types used.

Incorporates RF signal repeater function, which can be enabled or disabled as needed.

A conventional pushbutton can be wired for local or remote control.

Junction box mounting. Dimensions: 46 x 46 x 30mm.

230V-operated.

Programming and commissioning by ETS5 or later version.



RE K5X DA1: 1-channel DALI Gateway

Wireless 1-channel DALI Gateway for Ballasts or Drivers, with Fluorescence or LED lighting.

Up to 64 ballasts can be controlled by only one device.

Unidirectional and Broadcast communication with the lighting fixtures.

Incorporates RF signal repeater function, which can be enabled or disabled as needed.

A conventional pushbutton can be wired for local or remote control.

Junction box mounting. Dimensions: 46 x 46 x 30mm.

230V-operated.

Programming and commissioning by ETS5 or later version.



KNX-RF (System-Mode)

Communication

CO K5X 001: KNX-RF USB Interface

The KNX-RF USB Stick is a PC interface with access to KNX via KNX-RF.

For convenient, wireless access to a KNX installation from your PC or laptop – for example, for addressing, programming or diagnostics via ETS5 – the USB KNX-RF data interface in the form of a USB stick is a useful add-on.

Communication between the PC and KNX system is established via wireless signals.

In the case of KNX-RF products, this link is established wirelessly.

No additional software apart from the ETS5 is needed on the PC.



CO K5X 002: KNX-RF / KNX Gateway

The KNX-RF/TP Media Coupler links the KNX-RF devices with the KNX-TP installation.

Therefore wired actuators can be controlled by wireless sensors as well as wireless actuators can be controlled by wired transmitters (bidirectional communication).

Can be used together with devices to control lighting, HVAC, blinds/shutters and main purpose devices.

In addition to its function as media coupler, the device can also be used as a KNX-RF repeater to increase the wireless range within a KNX-RF wireless system.

Installed in a flush-mounted device box and obtains its power supply via the KNX bus.



AM K5X 001: RF-signals Repeater

RF-signals Repeater.

Extension of the radio range in KNX radio networks (repeater operation).

Up to 3 consecutive units can be used in the same installation.

Dimensions: 45 x 42 x 12mm.

Power supply: 230V~ 50Hz.

Programming and commissioning by ETS5 or later version.



Dinulink KNX-RF (Easy-Mode)

This range consists of a variety of wireless sensors and actuators to control lighting, blinds, heating and air conditioning. No wires required.

Usable as stand alone solution and together with KNX-TP media (media coupler).

All these products are KNX-RF compatible and Easy-mode programmable.

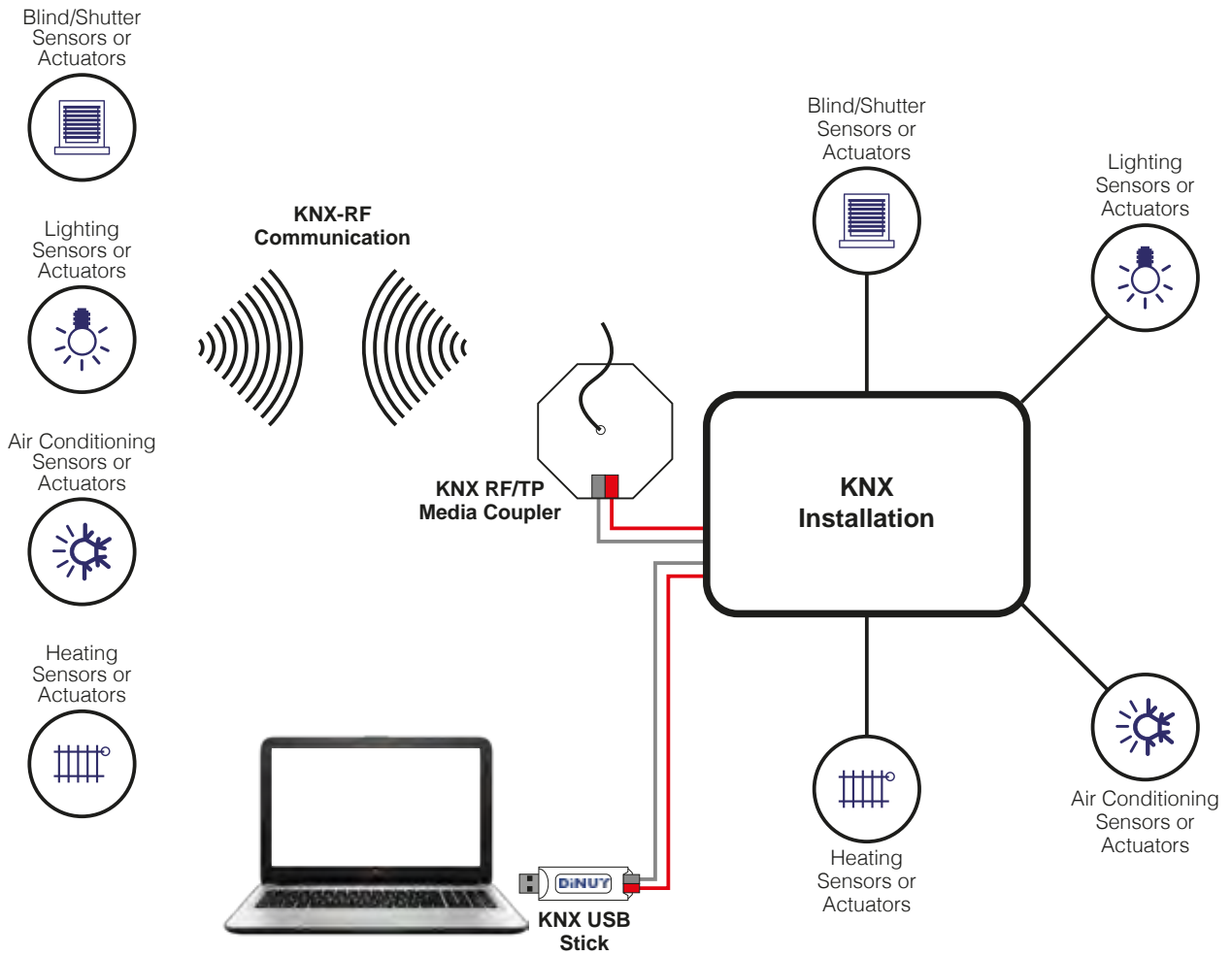
They cannot be parameterised by the ETS.

Low power consumption.

They work in 868,3MHz with a range of 100m (in the free field).

For all application domains of home automation: lighting, shutters & blinds, HVAC,...





Dinulink KNX-RF (Easy-Mode)



EM KNX 002: 1-channel Universal Interface

The 1-channel Universal Interface detects status changes at the inputs and sends KNX telegrams depending on its parameterisation through its switches.

It can be connected conventional pushbuttons or auxiliary contacts to the device.

The inputs are triggered by two independent input commands, for instance, by using 2 pushbuttons (N.O. contacts).

The device provides functions like switching or dimming of lighting, moving of blinds and shutters, managing scenes,...

It is a flush mounted device to be inserted in an universal box, behind the pushbutton.

Battery-operated, 2 x 3V Lithium batteries CR2025. Useful life higher than 8 years.

Compatible with: CO KNX 001, IT KNX 001, CO KNX 002, PE KNX 001, MI KNX 001, RE KNX LE1, RE KNX LE2, RE KNX LE3, RE KNX RGB, RE KNX 010 & RE KNX DA1.



PU KNX 001: 1-channel Pushbutton

The 1-channel Pushbutton sends KNX telegrams when the button is pressed depending on its parameterisation through its switches.

The device provides functions like switching or dimming of lighting, moving of blinds and shutters, managing scenes,...

Dimensiones: 78 x 28 x 23mm.

Portable or wall fix mounted.

Battery-operated: 2 x 3V Lithium batteries CR2025. Useful life higher than 8 years.

Compatible with: CO KNX 001, IT KNX 001, CO KNX 002, PE KNX 001, MI KNX 001, RE KNX LE1, RE KNX LE2, RE KNX LE3, RE KNX RGB, RE KNX 010 & RE KNX DA1.



RC KNX 001: 5-channels Remote Control

The Radio Remote Control sends KNX telegrams when one of the keys is pressed depending on its parameterisation.

The KNX-RF hand-held remote control transmits KNX telegrams wirelessly when the key is pressed. These could include telegrams for switching, dimming, blind/shutter control or lighting scenes saving/recovering.

Incorporates 5 independent channels, 1 main channel and 5 scene channels.

Battery-operated: 1 x 3V Lithium battery CR2032. Useful life higher than 8 years.

Compatible with: CO KNX 001, IT KNX 001, CO KNX 002, PE KNX 001, MI KNX 001, RE KNX LE1, RE KNX LE2, RE KNX LE3, RE KNX RGB, RE KNX 010 & RE KNX DA1.



SE KNX 001: Temperature Sensor

Wireless Temperature value transmitter.

Sends the temperature value measured in the place when:

- The temperature value changes more than $\pm 0,5^{\circ}\text{C}$.
- 60 minutes after the last transmission.
- Pressing the inside link key.

Dimensiones: 78 x 28 x 23mm.

Portable or wall fix mounted.

Battery-operated, 2 x 3V Lithium batteries CR2032. Useful life higher than 8 years.

Compatible with: TM KNX 001 & CO KNX 002.



SE KNX 002: Luminosity Sensor for Sun Protection

Wireless Luminosity value transmitter for Sun protection function.

It is designed for the automatic control of shutters or blinds.

According to the measured luminosity, it controls the raising or lowering of the shutters/ blinds to provide sun protection.

Luminosity is measured by the sensor attached to the window with a sticker.

Incorporates 4 different operation modes configurable by two small switches: Solar Alarm, Blind Control, Blind Control with manual lift and Lux Sensor.

Dimensions: 78 x 28 x 23mm.

Battery-operated: 2 x 3V Lithium batteries CR2032. Useful life higher than 8 years.

Compatible with: PE KNX 001 & CO KNX 002.



SE KNX 003: Door/Window Contact

Wireless Door/Window contact transmitter

Detects the state (closed/open) of a door or window over the reed contact integrated in the device.

Each telegram is sent twice ensuring a highest security in the transmission.

Installation in the frame of a door or window.

Battery-operated: 2 x 3V Lithium batteries CR2032. Useful life higher than 8 years.

Dimensions: 78 x 28 x 23mm.

Compatible with: TM KNX 001, IT KNX 001, MI KNX 001 & CO KNX 002.



SE KNX 004: Temperature Sensor with Setpoint knob

Wireless Temperature sensor with desired temperature value control knob.

This sensor sends the following variables:

- Measured temperature value.
- Temperature setpoint value.
- State (Standby or Auto).

Incorporates a wheel to set the desired temperature in the room.

Battery-operated: 1 x 3V Lithium battery CR2450. Useful life higher than 8 years.

Dimensions: 80 x 30 x 26mm.

Compatible with: TM KNX 001 & CO KNX 002.



SE KNX 005: Temperature Sensor with Probe

Wireless Temperature sensor transmitter with Probe for heating floors.

It sends the temperature value in the place where the probe is installed.

Specially-indicated for underfloor heating installations.

Includes the following components:

- Transmitter: captures the value from the temperature probe and transmits it via RF to the linked receiver.
- Temperature probe: measures the temperature sensed at the tip of the probe. Must be connected directly to the transmitter via its original cable, which is double insulated. Tip of the probe is waterproof.

The temperature value is sent every minute.

Incorporates RF signal repeater function, which can be enabled or disabled as needed.

Power supply: 230V~ 50Hz.

Dimensions: 45 x 42 x 12mm.

Compatible with: TM KNX 001 & CO KNX 002.



DM KNX 001: Flush-ceiling mounted Motion Detector

Wireless flush-ceiling mounted Infrared PIR motion detector for lighting, heating and air conditioning control.

Built-in light sensor, allowing to limit the operation of the detector to daylight.

It has 2 operation modes:

- Motion detector: useful for lighting control. The time delay must be set on the actuator.

Compatible with the actuators: IT KNX 001, MI KNX 001 & CO KNX 002.

- Presence detector: useful for heating and air conditioning control.

Compatible with the actuators: TM KNX 001 & CO KNX 002.

Incorporates Temperature sensor

Coverage: 360° and Ø7m at 2,5m high.

Battery-operated, 1 x 3V Lithium battery LS14250. Useful life higher than 4 years.



DM KNX 002: Wall-mounted Motion Detector

Wireless wall-mounted Infrared PIR motion detector for lighting control.

Built-in light sensor, allowing to limit the operation of the detector to daylight.

As soon as it detects movement, the sensor sends the ON signal to the linked receiver and its contact keeps closed. The ON time must be set on the receiver.

Wall or ceiling mounting installation.

Coverage: 180° and Ø10m at 2m high.

Power Supply: 2 x 3V AA Lithium batteries L91. Working life over 15 years.

Compatible with: IT KNX 001, MI KNX 001 & CO KNX 002.





IT KNX 001: 1-channel Switch Actuator

Wireless 1-channel Switch actuator for general purpose.

Up to 16A switching capacity with non-free voltage output.

Two different operation modes:

- Switch ON/OFF.
- Timer: 3sec ~ 5min.

Incorporates RF signal repeater function, which can be enabled or disabled as needed.

A conventional pushbutton can be wired for local control.

DIN-rail mounting. Dimensions: 1 module wide.

230V-operated.

Compatible with: EM KNX 002, PU KNX 001, RC KNX 001, SE KNX 003, DM KNX 001, DM KNX 002 & CO KNX 002.



MI KNX 001: 1-channel Switch Actuator

Wireless 1-channel Switch actuator for general purpose.

Up to 16A switching capacity with non-free voltage output.

Two different operation modes:

- Switch ON/OFF.
- Timer: 3sec ~ 5min.

Incorporates RF signal repeater function, which can be enabled or disabled as needed.

A conventional pushbutton can be wired for local control.

Junction box mounting. Dimensions: 46 x 46 x 30mm.

230V-operated.

Compatible with: EM KNX 002, PU KNX 001, RC KNX 001, SE KNX 003, DM KNX 001, DM KNX 002 & CO KNX 002.



PE KNX 001: 2-channel Switch or 1-channel Blind/Shutter Actuator

Wireless 1-channel blind/shutter actuator or 2-channel switching actuator.

Up to 16A switching capacity per channel with 2 free-voltage outputs.


Incorporates RF signal repeater function, which can be enabled or disabled as needed.

Includes 2 auxiliary inputs which allow the local control.

Dimensions: 107 x 53 x 34mm.

230V-operated.

Compatible with: EM KNX 002, PU KNX 001, RC KNX 001, SE KNX 002 & CO KNX 002.



TM KNX 001: 1-channel Thermostat

Wireless 1-channel Thermostat actuator for HVAC control.

It incorporates a potentiometer which allows setting the desired temperature avoiding any undesired manipulation.

Every time it receives a signal of temperature from the sensor it will be compared with the already set in the thermostat and will act accordingly on its relay.

It also can receive telegrams from door/window contacts or presence detectors.

Up to 16A switching capacity with free-voltage relay.

Incorporates RF signal repeater function, which can be enabled or disabled as needed.

Modular installation device. DIN-rail mounting. 1-module wide.

230V-operated.

Compatible with: SE KNX 001, SE KNX 003, SE KNX 004, DP KNX 001 & CO KNX 002.





RE KNX LE1: 1-channel Dimmer for LED Lamps

Wireless 1-channel IGBT Dimmer.

Leading or Trailing edge dimming technology:

- Dimmable 230V LED lamps.
- Dimmable 12V LED lamps with electronic transformer.
- Incandescent and 230V Halogen lamps.
- LV Halogen lamps with electronic transformer..

Power capacity of up to 250W, depending on the type of lamp.

Incorporates RF signal repeater function, which can be enabled or disabled as needed.

A conventional pushbutton can be wired for local control.

Junction box mounting. Dimensions: 46 x 46 x 30mm.

230V-operated.

Compatible with: EM KNX 002, PU KNX 001, RC KNX 001 & CO KNX 002.



RE KNX LE2: 1-channel Dimmer for LED Strips

Wireless 1-channel Dimmer for 12V-48V single-color LED Strips.

Pulse Width Modulation (PWM) dimming technology.

Up to 8A dimming capacity (12V: 96W // 24V: 192W).

Incorporates RF signal repeater function, which can be enabled or disabled as needed.

A conventional pushbutton can be wired for local control.

Junction box mounting. Dimensions: 55 x 53 x 34mm.

12V-48Vdc-operated.

Dimensions: 55 x 53 x 34mm.

Compatible with: EM KNX 002, PU KNX 001, RC KNX 001 & CO KNX 002.



RE KNX LE3: 1-channel Dimmer for LED Strips

Wireless 1-channel Dimmer for 12V-48V single-color LED Strips.

Pulse Width Modulation (PWM) dimming technology.

Up to 4A dimming capacity (12V: 48W // 24V: 96W).

Incorporates RF signal repeater function, which can be enabled or disabled as needed.

Junction box mounting. Dimensions: 55 x 53 x 34mm.

12V-48Vdc-operated.

Dimensions: 45 x 42 x 12mm.

Compatible with: EM KNX 002, PU KNX 001, RC KNX 001 & CO KNX 002.



RE KNX RGB: 3-channel Dimmer for RGB LED Strips

Wireless 1-channel Dimmer for 12V-48V RGB LED Strips.

Pulse Width Modulation (PWM) dimming technology.

Up to 5A dimming capacity per channel.


3 output channels (R, G & B) and 4 working channels (R, G, B & RGB).

Incorporates RF signal repeater function, which can be enabled or disabled as need

Dimensions: 107 x 53 x 34mm.

12V-48Vdc-operated.

Compatible with: RC KNX 001 & CO KNX 002.





RE KNX 010: 1 channel Dimmer for 1/10V Ballasts or Drivers

Wireless 1-channel Dimmer for 1/10VDC Ballasts or Drivers, with Fluorescence or LED lighting.

It has 2 control elements for switching/dimming the load:

- K relay: one independent contact that opens or closes the phase output to the drivers or ballasts. Therefore, with this relay, we will control the power supply of the luminaires. If a greater number of electronic ballasts or drivers with high inrush currents are to be connected, a separate load contactor is recommended.
- 1-10Vdc Analogue Output: dimming signal. The number of electronic ballasts or drivers that can be dimmed via the 1-10V output, depends on the ballast-specific 1/10V input current of the types used.

Incorporates RF signal repeater function, which can be enabled or disabled as needed.

A conventional pushbutton can be wired for local control.

Junction box mounting. Dimensions: 46 x 46 x 30mm.

230V-operated.

Compatible with: EM KNX 002, PU KNX 001, RC KNX 001 & CO KNX 002.



RE KNX DA1: 1 channel Dimmer for DALI Ballasts or Drivers

Wireless 1-channel DALI Gateway for Ballasts or Drivers, with Fluorescence or LED lighting. Up to 64 ECGs can be controlled by only one device.

Unidirectional and Broadcast communication with the lighting fixtures.

Incorporates RF signal repeater function, which can be enabled or disabled as needed.


A conventional pushbutton can be wired for local control.

Junction box mounting. Dimensions: 46 x 46 x 30mm.

230V-operated.

Compatible with: EM KNX 002, PU KNX 001, RC KNX 001 & CO KNX 002.





CO KNX 002: KNX RF / TP Gateway

The Media Coupler connects wireless KNX devices (KNX-RF) with the KNX Bus (KNX-TP). Therefore wired actuators can be controlled by wireless sensors as well as wireless actuators can be controlled by wired transmitters (bidirectional communication).

Can be used together with devices to control lighting, HVAC, blinds/shutters and main purpose devices.

In addition to its function as media coupler, the device can also be used as a KNX-RF repeater to increase the wireless range within a KNX-RF wireless system.

Commissioning by ETS4 or later version.

Dimensions: 78 x 28 x 23mm.

It is installed in a flush-mounted device box and obtains its power supply via the KNX bus line.



CO KNX 001: DINUY/RF Interface

Communication interface between DINUY conventional Dimmers and any KNX-RF sensor.

Compatible with all DINUY modular dimmers.

Unidirectional communication.

At the moment that receives a RF signal from a sensor it transmits the order to the dimmers, being possible to regulate any type of load, thanks to the wide range of available dimmers.

The device can also be used as a KNX-RF repeater to increase the wireless range within a KNX-RF wireless system.

Modular installation device.

DIN-rail mounting. 1-module wide.

Compatible with: EM KNX 002, PU KNX 001, RC KNX 001 & CO KNX 002.



CO KNX 004: USB/RF Interface Stick + Software

KNX-RF USB Interface Stick with Visualization and Control Software (Virtual Remote Control).

Establishes a bidirectional communication between a PC and the KNX-RF installation and allows the control of lighting, HVAC or blinds/shutters without wires.

Up to 16-channels and 8 scenes.



KNX-RF (Easy-mode)

Accessories

AM KNX 001: RF-signals Repeater

RF-signals Repeater.

Extension of the radio range in KNX radio networks (repeater operation).

Up to 3 consecutive units can be used in the same installation.

Dimensions: 45 x 42 x 12mm.

Power supply: 230V~ 50Hz.



Experience & Energy Awareness

In our commitment to new technologies we have developed, over the last years, a large range of KNX products, the worldwide open STANDARD for home and building control.

Our commitment with the environment has moved us to develop a large variety of intelligent installation products focussed on energy saving, to obtain maximum advantage from the natural conditions in all types of installation and reduce electricity energy consumption.

